

# MASTERFLEX®

## Masterflex® L/S® Portable Sampling Pump

### Sample depths down to 7.9 meters (26 feet)

- Rechargeable battery is ideal for field applications
- Floats up to 30 minutes if dropped in water
- IP54-rated control panel protects against inclement weather and splashing water
- High-visibility housing for easy recovery
- Can be used in the field for sampling or in the plant as a portable pump

The Masterflex sampler is designed for the ultimate in portability and versatility. Operate up to four hours on the self-contained 12 VDC rechargeable battery, or indefinitely from any AC line or 12 VDC power supply. Charge the internal battery from an AC power supply or a DC voltage source of lower potential than the battery itself.

The variable-speed drive has a top speed of 400 rpm, allowing you to adjust the flow rate to the needs of your application. Pump features a single-turn potentiometer for speed control and three-position power/reversing switch.

This sampling system comes complete with L/S Easy-Load® pump head model 07514-12 for use with L/S High-Performance Precision pump tubing sizes L/S 15 and L/S 24 (order tubing separately). The pump also accommodates other L/S Easy-Load pump heads and all L/S Standard pump heads.











When closed and latched, portable sampling pump will float up to 30 minutes if dropped in water.

1-800-637-3739

Masterflex.com

## Flow Rates\*

Tubing cross sections	L/S Precision pump tubing						L/S High-Performance Precision pump tubing	
								
	L/S 13	L/S 14	L/S 16	L/S 25	L/S 17	L/S 18	L/S 15	L/S 24
Flow range @ 70 to 400 rpm	4.2 to 24	15 to 84	56 to 320	120 to 680	Not recommended		120 to 680	200 to 1100

\*Included Easy-Load pump head 07514-12 accepts tubing sizes L/S 15 and L/S 24 only.

## Specifications for L/S Portable Sampling Drive

Performance Specifications	
Flow capacity	4.2 to 1100 mL/min (0.06 to 17.4 GPH)
rpm	70 to 400
Number of heads accepted	1
Reversible	Yes
External control – Input/Output	Not applicable
Electrical Specifications	
Voltage/Frequency VAC (Hz)†	115 / 230 (50/60)
Current	0.25 A / 0.125 A
Motor type	Permanent-magnet DC
Motor size	37 W (½ hp)
Motor/speed control type	Solid state
Speed regulation (repeatability)	±5% (±5%)
Soft start/Electronic brake	No
Physical Specifications	
Housing materials	HDPE, anodized aluminum, stainless steel, and polyester
IP rating	IP54
Operating temperature	0 to 50°C (32 to 122°F)
Storage temperature	-20 to 65°C (-4 to 149°F)
Humidity limits	10 to 90% noncondensing
Dimensions (L x W x H)	38 x 31 x 24 cm (15" x 12½" x 9½")
Shipping weight	8.1 kg (17.8 lb)

†Also runs on internal battery or 12 VDC external source.



## Ordering Information

Flow rate	Accepts tubing sizes	rpm	Power	Catalog number
120 to 1100 mL/min with included pump head	L/S 15, 24	70 to 400	12 VDC or 115/230 VAC	<a href="#">MK-07571-02</a>

[MK-07570-04](#) Tubing weight, flow-through stainless steel, fits tubing sizes L/S 15, 24, 25

[MK-96400-15](#) Masterflex pump tubing, L/S 15 silicone, peroxide-cured; pack of 7.6 m (25 ft)

[MK-96400-24](#) Masterflex pump tubing, L/S 24 silicone, peroxide-cured; pack of 7.6 m (25 ft)

[MK-06509-15](#) Masterflex pump tubing, L/S 15 Tygon E-Lab; pack of 15.2 m (50 ft)

[MK-06509-24](#) Masterflex pump tubing, L/S 24 Tygon E-Lab; pack of 15.2 m (50 ft)

[MK-07514-10](#) L/S Easy-Load pump head, for use with Precision tubing sizes L/S 13, 14, 16, 25



1-800-637-3739 | 1-847-381-7050

Masterflex.com