

# Laboratory Carts and Benches



# Laboratory Carts and Benches

## Features & Benefits

### Carts and benches feature:

- Ready-to-roll, full factory assembly
- Toe-locking casters
- Durable and chemical-resistant, glacier white, powder-coated tubular steel frames
- Lifetime-guarantee. If your Labconco Cart or Bench does not live up to your expectations, we will replace it for free
- Corrosion-resistant

### Carts also feature:

- 4" casters to absorb vibration over rough, uneven floors
- Ergonomic, molded plastic handle grips
- ID tag to ensure your cart makes a round-trip back to you
- Durable 18-gauge welded steel frames of 1" square tubing
- Support up to 400 lbs. (181 kg)

### Benches also feature:

- 2" square steel tubing
- 5" diameter, non-marking toe-locking casters with bearings
- Support up to 540 lbs. (245 kg)



### Glassware Carts

- Carry glassware, plastic-ware, even small instruments, in vinyl-coated wire baskets
- Choose 2-basket or 4-basket style
- Removable plastic drip pan catches spills
- 4" diameter (10 cm) casters, two with toe-locks
- Dimensions: 34.9" l x 19.0" w x 36.4" h (88.6 x 48.3 x 92.4 cm)

⚠ **WARNING:** Cancer—P65Warnings.ca.gov (California only)



Catalog Number	Description (l x w x d)	Shipping Weight
8032500	2-Basket Glassware Cart. Each basket measures 32" x 18" x 4.0" (81.3 x 45.7 x 10.2 cm)	50 lbs. (23 kg)
8045000	4-Basket Glassware Cart. Each basket measures 16" x 18" x 4.0" (40.6 x 45.7 x 10.2 cm)	50 lbs. (23 kg)
8040100	Large Basket. 32" x 18" x 4.0" (81.3 x 45.7 x 10.2 cm)	5.0 lbs. (2.3 kg)
8040200	Small Basket. 16" x 18" x 4" (40.6 x 45.7 x 10.2 cm)	2.0 lbs. (0.9 kg)

# Laboratory Carts and Benches

## Specifications



### Flexi-Bin™ Carts

- For safe transport of glassware and chemical containers
  - Removable, chemical-resistant polyethylene bin, 22.25" l x 17.0" w (56.5 x 43.2 cm), is included. Inside dimensions: 20.25" l x 15.25" w (51.4 x 38.7 cm). Interchangeable bins in two overall depths of 4" (10 cm) and 8" (20.3 cm) with inside depths of 3.8" (9.7 cm) and 7.8" (20.0 cm)
  - Include three long (20.25") and four short (15.25") polyethylene dividers for partitioning the bin to securely hold items upright
  - Bottom open shelf holds additional supplies
  - 4" diameter (10 cm) casters, two with toe locks
  - Dimensions: 34.9" w x 19.0" d x 36.4" h (86.6 x 48.3 x 92.4 cm)
- ⚠ **WARNING:** Cancer—P65Warnings.ca.gov (California only)

Catalog Number	Description (w x d x h)	Shipping Weight
8010000	Flexi-Bin Cart with 4" bin. Bin measures 22.25" x 17.0" x 4.0" (56.5 x 43.2 x 10 cm)	85 lbs. (20 kg)
8010001	Flexi-Bin Cart with 8" bin. Bin measures 22.25" x 17.0" x 8.0" (56.5 x 43.2 x 20.3 cm)	85 lbs. (20 kg)



### 8021000—Stockroom Carts

- Step ladder and cart in one
- Two removable, watertight, powder-coated steel pans with gray vinyl mats, and one vinyl-coated wire basket
- Sturdy, two-step ladder with non-skid surface conforms to OSHA and ANSI design guidelines
- Spring-loaded, 9.5" (24.1 cm) deep steps with skid-resistant, rubber feet prevent cart from moving while you stand on it
- Steps hold loads up to 1000 lbs. (454 kg)
- Dimensions: Cart is 19.0" w x 39.5" l x 43.0" h (48.3 x 100.3 x 109.2 cm). Top pan is 6.5" w x 16.75" l x 2.0" d (44.5 x 42.5 x 5.1 cm). Basket is 16.0" w x 18.0" l x 4.0" d (40.6 x 45.7 x 10.2 cm)
- Shipping weight 70 lbs. (32 kg)

⚠ **WARNING:** Cancer—P65Warnings.ca.gov (California only)



### 8052500—Instrument Desk

- Serves as a desk, instrument table, or laboratory cart
  - Centered support bar permits comfortable seating from either side
  - Work surface is phenolic board with a melamine high-pressure laminate surface that resists stains and corrosion
  - 4" diameter (10 cm) casters, two with toe-locks
  - Dimensions: 42.1" l x 19.0" w x 31.6" h (107 x 48.3 x 80.3 cm)
  - Shipping weight 40 lbs. (18 kg)
- ⚠ **WARNING:** Cancer—P65Warnings.ca.gov (California only)

# Laboratory Carts and Benches

## Specifications



### 8007000—Utility Cart

- Upper open shelf transports and supports small electrical equipment
- Lower 2.0" (5.1 cm) deep powder-coated steel, removable watertight pan holds wet or soiled glassware and other labware
- Power strip with 115V, 60 Hz, 12A capacity, has 6 electrical outlets, cord bracket, and a 12-foot, 3-wire cord with plug
- Two corrosion-resistant, one-piece, vacuum-formed ABS plastic drawers, 15.8" l x 14.9" w x 4.2" d (40.0 x 37.8 x 10.7 cm)
- 4" diameter (10 cm) casters, two with toe-locks
- Dimensions: 34.9" l x 19.0" w x 36.4" h (88.6 x 48.3 x 92.4 cm)
- Shipping weight 70 lbs. (32 kg)

⚠ **WARNING:** Cancer—P65Warnings.ca.gov (California only)



### 8000300—Carboy Caddy

- Safe way to move large carboys or cartons
- Helps eliminate heavy lifting and back strain
- 3" diameter (8 cm) casters provide low profile, elevating shelf only 4.25" (10.8 cm) above the floor
- Shelf is made of phenolic board with melamine high-pressure laminate surface
- Handle measures 19.0" w x 38.5" h (97.8 x 48.3 cm)
- Shelf dimensions: 20.0" w x 23.6" l (50.8 x 60 cm)
- Supports loads up to 360 lbs. (163.3 kg)
- Shipping weight 35 lbs. (16 kg)



### 8025000—Portable Table

- Two open shelves provide easy transfer of equipment from counter top to cart
- 4" diameter (10 cm) casters, two with toe-locks
- Supports loads up to 400 lbs. (181 kg)
- Dimensions: 34.9" l x 19.0" w x 36.4" h (88.6 x 48.3 x 92.4 cm)
- Shipping weight 50 lbs. (23 kg)

⚠ **WARNING:** Cancer—P65Warnings.ca.gov (California only)



### 8020000—Chemical Cart

- Similar to the Portable Table except with 1.2" (3 cm) high rigid PVC extrusions on two sides to prevent containers from sliding off. Lower shelf also has rigid plastic guard rails on both ends
- 4" diameter (10 cm) casters, two with toe-locks
- Supports loads up to 400 lbs. (181 kg)
- Dimensions: 34.9" l x 19.0" w x 36.4" h (88.6 x 48.3 x 92.4 cm)
- Shipping weight 50 lbs. (23 kg)

⚠ **WARNING:** Cancer—P65Warnings.ca.gov (California only)

# Laboratory Carts and Benches

## Specifications



### 8047500—Pan Cart

- Two 2" deep (5 cm) powder-coated steel, removable watertight pans transport wet or soiled glassware and other labware
- Removable rubber mats line pans to prevent loads from shifting
- 4" diameter (10 cm) casters, two with toe-locks
- Supports loads up to 400 lbs. (181 kg)
- Dimensions: 34.9" l x 19.0" w x 36.4" h (88.6 x 48.3 x 92.4 cm)
- Shipping weight 50 lbs. (23 kg)



### 8060000—Mobile Bench

- Heavy-duty bench may be transported from lab to lab
- Durable work surface is fiberboard with high-pressure melamine laminate
- 5" diameter (13 cm), non-marking polyurethane casters with toe-locks
- Supports loads up to 540 lbs. (245 kg)
- Dimensions: 48.0" l x 24.0" w x 37.2" h (121.9 x 61 x 94.5 cm)
- Shipping weight 105 lbs. (48 kg)



### 8019000—Stainless Steel Cart

- Holds a variety of laboratory supplies, equipment, and miscellaneous containers
- Two removable polished 304 stainless steel pans are 2" (51 mm) deep on three sides with one open side for easy equipment transfer from countertop to cart
- 4" diameter (10 cm) casters, two with toe-locks
- Supports loads up to 400 lbs. (181 kg)
- Dimensions: 34.9" l x 19.1" w x 36.4" h (88.6 x 48.6 x 92.4 cm)
- Shipping weight 50 lbs. (23 kg)



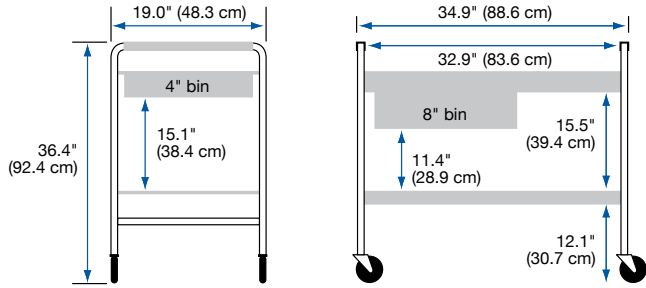
### 8075000—Variable Height Bench

- Heavy-duty auxiliary bench has adjustable height
- Durable work surface is fiberboard with high pressure melamine laminate
- 5" diameter (13 cm), non-marking, polyurethane casters with toe-locks
- Four adjustments from 29.6" to 37.4" (75.1 to 94.9 cm) using steel pins with nuts inserted in vertical frame members
- Work surface dimensions: 38.0" l x 28.0" w x 1.1" thick (96.5 x 71.1 cm x 2.8 cm)
- Shipping weight 105 lbs. (48 kg)

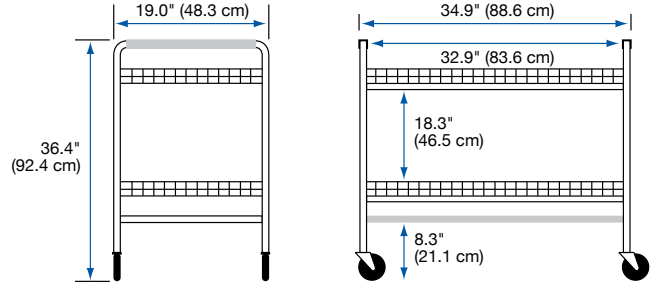
# Laboratory Carts and Benches

## Dimensional Data

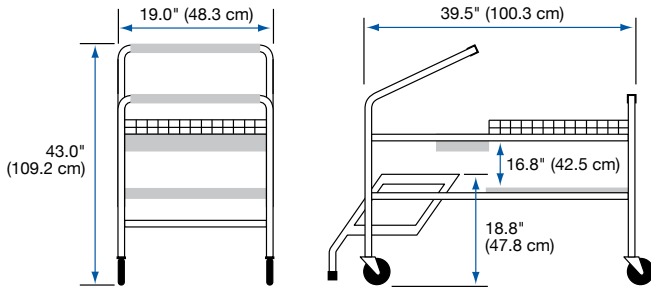
**8010000 & 8010001—Flexi-Bin™ Carts**



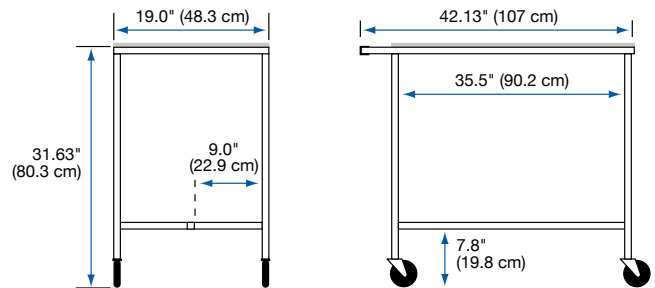
**8045000 & 8032500—Glassware Carts**



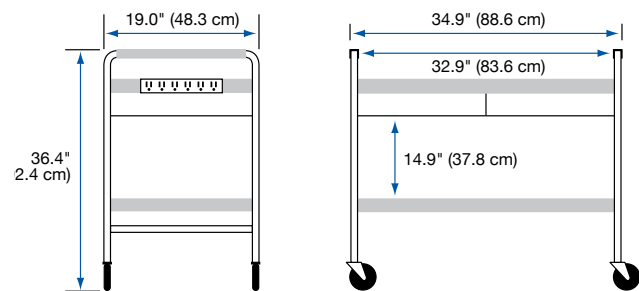
**8021000—Stockroom Cart**



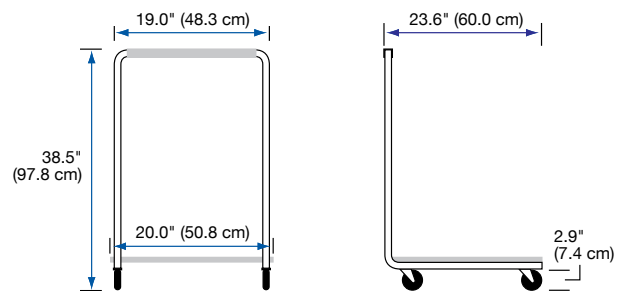
**8052500—Instrument Table**



**8007000—Utility Cart**



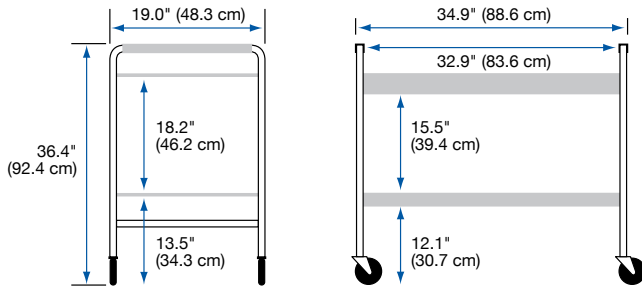
**8000300—Carboy Caddy**



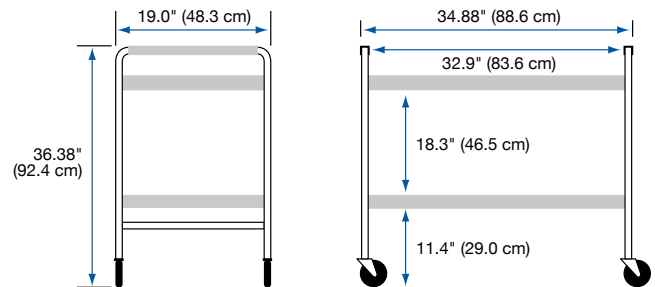
# Laboratory Carts and Benches

## Dimensional Data

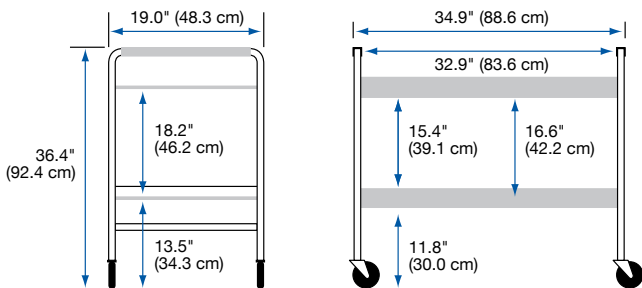
**8025000—Portable Table**



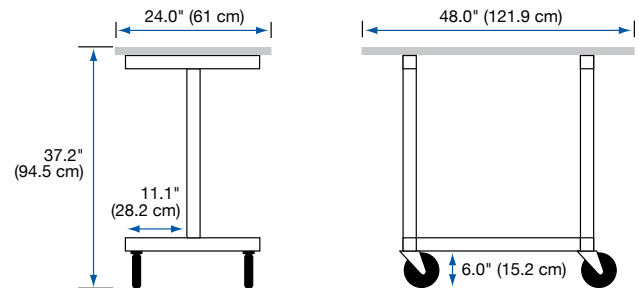
**8047500—Pan Cart**



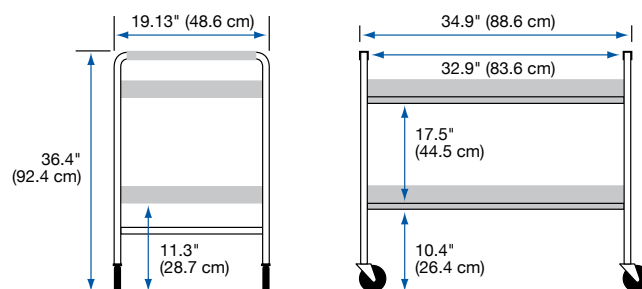
**8020000—Chemical Cart**



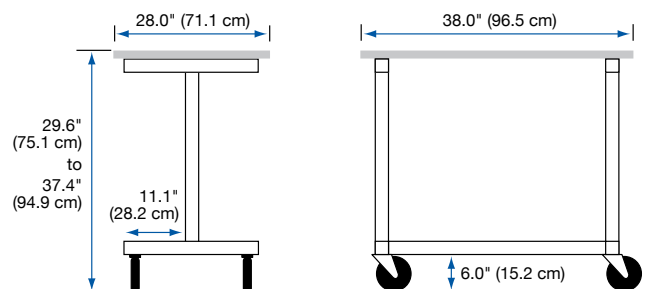
**8060000—Mobile Bench**



**8019000—Stainless Steel Cart**



**8075000—Variable Height Bench**



# Mobile Equipment Tables

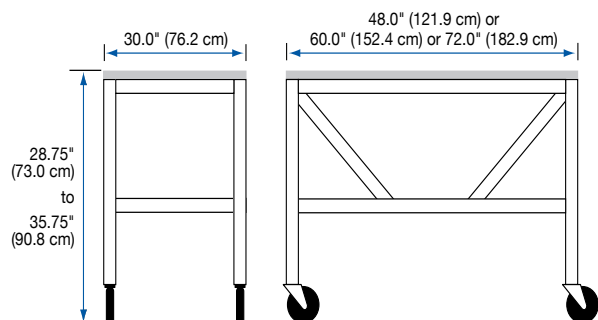
## Specifications



### Mobile Equipment Tables

- May be used to transport heavy equipment or provide auxiliary bench space
- Base is constructed of durable 1.75" (4.4 cm) tubular steel with a chemical-resistant powder coating
- Glacier white exterior complements laboratory casework and Labconco products
- Telescoping legs adjust to eight height positions in 1" increments from 28.75" to 35.75" (73.0 to 90.8 cm)
- 5" (13 cm) diameter non-marking polyurethane casters with toe locks have bearings for quiet operation
- Support loads up to 800 lbs. (363 kg)
- Work surface is seamless, chemical-resistant, flat, solid epoxy, 1.25" thick x 30" deep
- Available in 4', 5', and 6' widths
- Some assembly required

Catalog Number	Nominal Width	Overall Width x Depth	Shipping Weight
<b>3819100</b>	4 feet	48" x 30" (121.3 x 76.2 cm)	250 lbs. (113 kg)
<b>3819101</b>	5 feet	60" x 30" (152.4 x 76.2 cm)	300 lbs. (136 kg)
<b>3819102</b>	6 feet	72" x 30" (182.9 x 76.2 cm)	350 lbs. (159 kg)



# Hydraulic Lift Base Stands

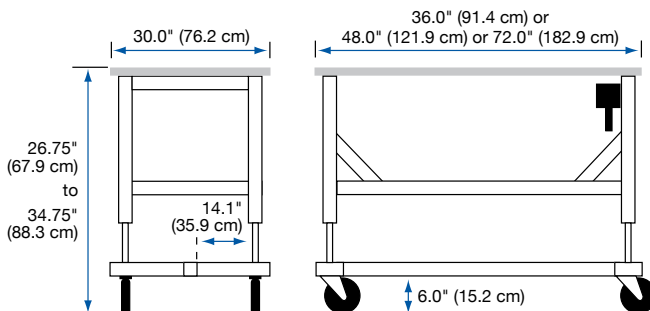
## Specifications

### Hydraulic Lift Base Stands

- When coupled with a work surface, the stands may be used as an adjustable height table. Work surfaces are sold separately
- Durable 1.75" (4.4 cm) tubular, powder-coated steel frame with rear crossbar supports. Sub-frame is 2.0" x 3.0" (5.1 x 7.6 cm)
- Working height is infinitely adjustable from 26.7" to 34.75" high (67.9 x 88.3 cm)
- Four powder-coated, die-cast feet with levelers
- Support loads up to 800 lbs. (363 kg)
- Optional accessory 5" diameter (13 cm), toe-locking Caster Kit is available for field installation (shown)
- ADA compliant



Flat Solid Epoxy Work Surfaces				
Catalog Number	Nominal Width	Overall Dimensions (w x d x h)		Shipping Weight
4882805	3 feet	36" x 30" x 1.25" (91.4 x 76.2 x 3.2 cm)		100 lbs. (45 kg)
4882803	4 feet	48" x 30" x 1.25" (121.9 x 76.2 x 3.2 cm)		135 lbs. (61 kg)
4882804	6 feet	72" x 30" x 1.25" (182.9 x 76.2 x 3.2 cm)		200 lbs. (91 kg)
Manual Hydraulic Lift Base Stands				
Catalog Number	Nominal Width	Overall Width x Depth		Shipping Weight
3780400	3 feet	36" x 30" (91.4 x 76.2)		150 lbs. (68 kg)
3780401	4 feet	48" x 30" (121.9 x 76.2)		180 lbs. (82 kg)
3780402	6 feet	72" x 30" (182.9 x 76.2)		220 lbs. (100 kg)
Electric Hydraulic Lift Base Stands				
Catalog Number	Nominal Width	Overall Width x Depth	Electrical Requirements	Shipping Weight
3780300	3 feet	36" x 29" (91.4 x 73.7 cm)	115V, 60 Hz, 2.4A	150 lbs. (68 kg)
3780303*	3 feet	36" x 29" (91.4 x 73.7 cm)	230V, 50 Hz, 0.8A	150 lbs. (68 kg)
3780301	4 feet	48" x 29" (121.9 x 73.7 cm)	115V, 60 Hz, 2.4A	180 lbs. (82 kg)
3780304*	4 feet	48" x 29" (121.9 x 73.7 cm)	230V, 50 Hz, 0.8A	180 lbs. (82 kg)
3780302	6 feet	72" x 29" (182.9 x 73.7 cm)	115V, 60 Hz, 2.4A	220 lbs. (100 kg)
3780305*	6 feet	72" x 29" (182.9 x 73.7 cm)	230V, 50 Hz, 0.8A	220 lbs. (100 kg)



**3784000—Caster Kit.** Includes four 5" (13 cm) diameter, non-marking polyurethane casters with toe locks. Casters have bearings for quiet operation. Casters replace the feet that are included with the stand. **Installation is required.** Shipping weight 10 lbs. (4.5 kg)

\*International electrical configuration

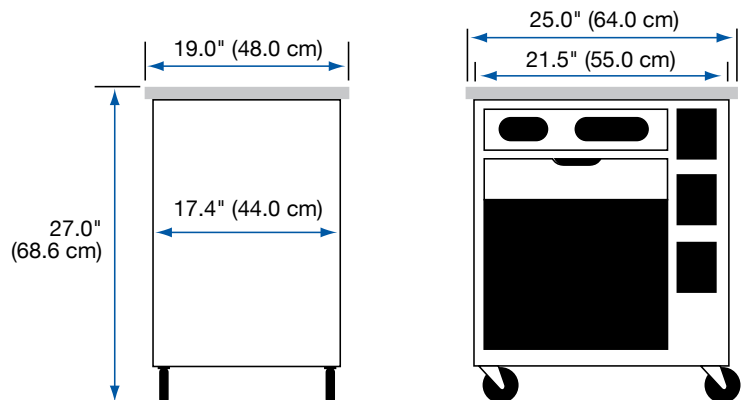
# Logic® Cart

## Specifications



### 8022000—Logic Cart

- Handy cart stores lab supplies and may be moved easily within reach while working at a bench, fume hood or biological safety cabinet
- Three right side compartments, 3.5" w x 17.0" d x 4.5" h (9 x 43 x 51 cm), accommodate pipettes and other supplies
- Top left side compartment with front panel cutouts accommodates boxes of wipes and gloves. Hinged panel pivots down for loading
- Drawer, 14.5" w x 15.5" d x 4.0" h (37 x 39 x 10 cm), holds a variety of miscellaneous small instruments and supplies
- Work surface and bottom of corrosion-resistant, easy-to-clean white high density polyethylene. Remaining components are corrosion-resistant white ABS
- Compact dimensions allow easy fit under Purifier Logic+ and Axiom Biosafety Cabinets mounted on Labconco Base Stands as well as other biological safety cabinets on open bases
- Work surface is 25" w x 19" d (64 x 48 cm). Cabinet is 21.5" w x 17.4" d (55 x 44 cm). Overall height is 27" (68.6 cm)
- Work surface has handle cutouts in front and right hand side for easy access
- 2" diameter (5 cm) casters provide mobility
- Fully assembled
- Shipping weight 50 lbs. (23 kg)



# ScrubberMate™ Glassware Rack & Cart

## Specifications



### 8027000—ScrubberMate Glassware & Rack Cart

- Provides convenient storage and transport of extra Labconco washer racks, inserts or miscellaneous glassware
- 48 adjustable and removable pins, 0.5" w x 4.75" h (1.3 x 12.1 cm), may be arranged in the drawers to hold inverted flasks, beakers, and other glassware. Or accommodates up to two SteamScrubber™ or FlaskScrubber™ Glassware Washer racks or four wire inserts
- Rails are provided to allow a lower washer rack to slide directly onto the cart from the washer
- Lower drawer pulls out for simple loading of inserts or individual glassware
- Durable and chemical-resistant, high density polyethylene construction
- Includes 2.5" (6.4 cm) diameter casters with toe locks
- Dimensions 23.3" w x 22.6" d x 30.5" h (59.2 x 57.4 x 77.5 cm)
- Fully assembled
- Shipping weight 70 lbs. (32 kg)



**Visit [labconco.com](https://labconco.com) to request information  
for all Labconco products.**

**LABCONCO CORPORATION**

8811 Prospect Avenue  
Kansas City, MO 64132

(800) 821-5525 | (816) 333-8811

[labconco.com](https://labconco.com)

©2020 LABCONCO CORPORATION

Printed in the U.S.A.

Product design subject to change without notice.

2-58-10/06/2022

