

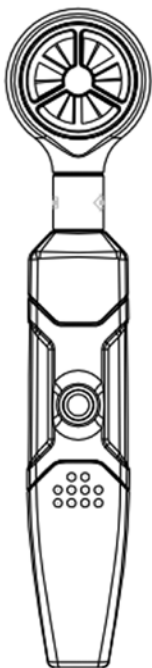
User Manual



Data Logging Anemometer

with NIST-Traceable Calibration

Model 20250-22



THE STANDARD IN PRECISION MEASUREMENT

Introduction

The Digi-Sense Data Logging Anemometer (Model 20250-22) measures air velocity within a range of 1.1 to 20.0 m/s and records up to 32,000 readings. Sampling rate, high/low alarm levels, and start mode can be defined by the user with the Windows® 98, 2000, XP, Vista and Win 7 compatible software provided. Logged data is downloaded to a computer via the integrated USB interface for analysis, graphing, and print out. The instrument is fully tested and calibrated to NIST-traceable standards. Careful use of this meter will provide years of reliable service.

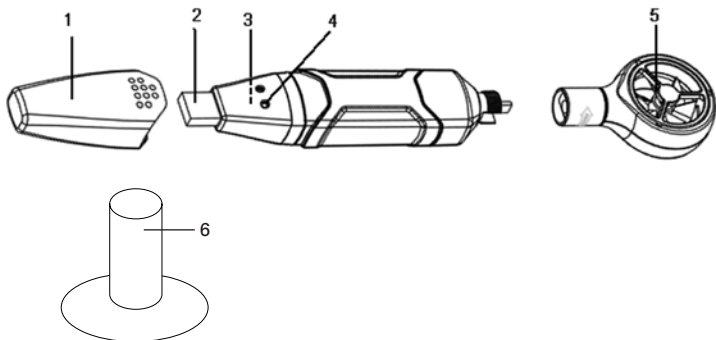
Unpacking

Check individual parts against the list of items below. If anything is missing or damaged, please contact your instrument supplier immediately.

1. Data logging anemometer
2. Cover
3. Fan sensor
4. Metal mounting stand
5. Software CD
6. Battery
7. User manual
8. NIST-traceable calibration report with data

Meter Description

1. Cover
2. USB interface
3. Start button
4. Indicator lights (record and alarm)
5. Fan sensor
6. Metal stand



Key Features

- Memory for 32,000 readings
- Analyze and graph data with included software
- Selectable sampling interval
- Operating status indicated by red, yellow, or green LED light
- User-defined high/low alarm set points
- Two modes (manual and automatic) to start data logging
- Low-battery alarm
- Mounting stand for in-place monitoring









Setup and Operation

Install the supplied data logging software as follows:

1. Insert the CD into the PC.
2. Double-click the set up.exe file to launch the software installation program
3. Follow the installation wizard to complete the installation.
4. Upon successful installation of the software the "AnemometerDL" software icon shortcut will be automatically placed on your PC desktop.

To initiate the software, double click on the "AnemometerDL" software icon. An easy-to-follow user interface will display. A complete software user guide can be produced by selecting the "Help" option followed by "contents" from the user interface.

LED Status Guide

LEDs	Indication
REC ALM  	No LED light flash – logging not active – wrong installment of battery
REC ALM  	One green flash every 10 seconds (20 s or 30 s) – logging, no alarm Green double flash every 10 seconds (20 s or 30 s) when in manual mode standby – to start logging (press yellow button until 3 green flashes and 1 red flash, it is now logging)
REC ALM  	One red flash every 10 seconds (20 s or 30 s) – logging, low alarm for measurement value Red double flash every 10 seconds (20 s or 30 s) – logging, high alarm for measurement value
REC ALM  	Yellow double flash every 10 seconds – low-battery alarm Yellow single flash every 1 second (5s,10s or 15s) – logging finished

Note: 10s (20s or 30s) can be set up by PC software. When replacing the battery, you need to disconnect the sensor fan first to allow access to the battery compartment.

Specifications

Air velocity	Range	Resolution	Accuracy
M/S (meters per second)	1.1 to 20.00 m/s	0.01 m/s	±(3% + 0.20 m/s)
KPH (kilometers per hour)	0.8 to 72.0 km/h	0.1 km/h	±(3% + 1.0 km/hr)
FPM (feet per minute)	80 to 3937 ft/min	1 ft/min	±(3% + 40 ft/m)
MPH (miles per hour)	0.9 to 44.8 mph	0.1 mph	±(3% + 0.4 MPH)
KNT (nautical MPH)	0.8 to 38.8 knots	0.1 knots	±(3% + 0.4 knot)

Memory: 32,000 readings

Selectable sampling interval: 2 s, 5 s, 10 s, 30 s, 1 m, 5 m, 10 m, 30 m,
1 hr, 2 hr, 3 hr, 6 hr, 12 hr, 24 hr

Operating temperature: 32 to 122°F (0 to 50°C)

Operating humidity: <80% RH

Weight: 1.8 oz (49 g)

Dimensions: 5³/₄" x 1³/₈" x 1¹/₈" (14.5 x 3.5 x 3 cm)

Maintenance, Recalibration, and Repair

It is recommended that Digi-Sense products are calibrated **annually** to ensure proper function and accurate measurements; however, your quality system or regulatory body may require more frequent calibrations. To schedule your recalibration, please contact InnoCal, an ISO 17025 calibration laboratory accredited by A2LA.

INNOCAL®

INNOVATIVE CALIBRATION SOLUTIONS

Phone: 1-866-INNOCAL (1-866-466-6225)

Fax: 1-847-327-2993

E-mail: sales@innocalsolutions.com

Web: InnoCalSolutions.com

For Product and Ordering Information, Contact:



Toll-Free: 1-800-323-4340
Phone: 1-847-549-7600
Fax: 1-847-247-2929
ColeParmer.com/Digi-Sense



Toll-Free: 1-800-358-5525
Phone: 1-847-327-2000
Fax: 1-847-327-2700
Davis.com/Digi-Sense