


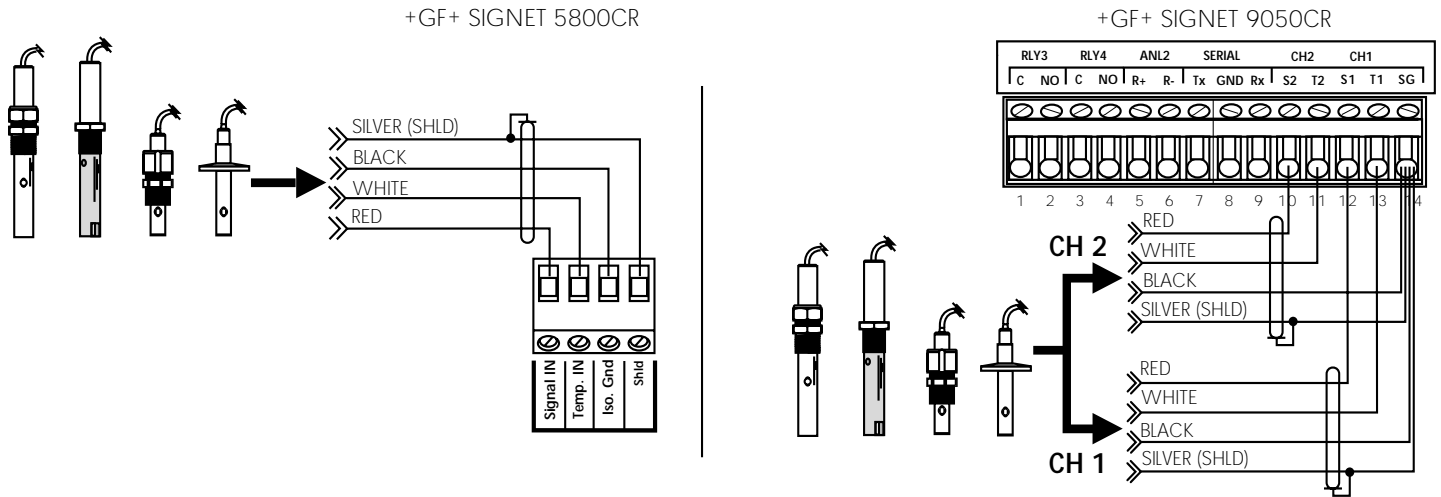
3-2820-0901
E-2/99



SAFETY INSTRUCTIONS

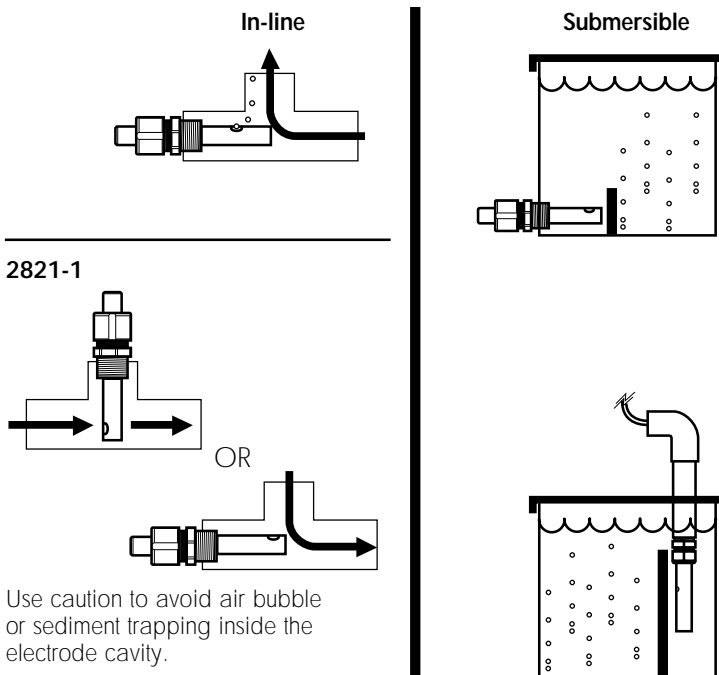
1. Do not remove from pressurized lines.
2. Do not exceed maximum temperature/pressure specifications.
3. Do not install/service without following installation instructions (see sensor manual).
4. Wear safety goggles and faceshield during installation/service.
5. Do not alter product construction.
6. Failure to follow safety instructions could result in severe personal injury!

1. Wiring

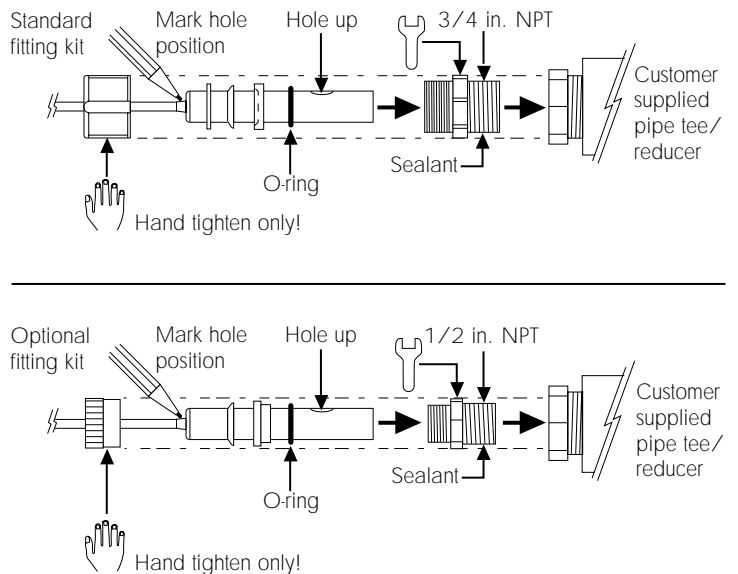


¥ Use three conductor shielded cable for cable extensions up to 30 m (100 ft) max.
 ¥ Shield must be maintained through cable splice

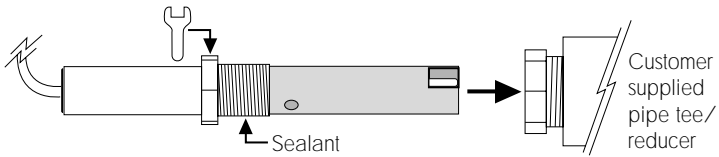
2. Recommended Position



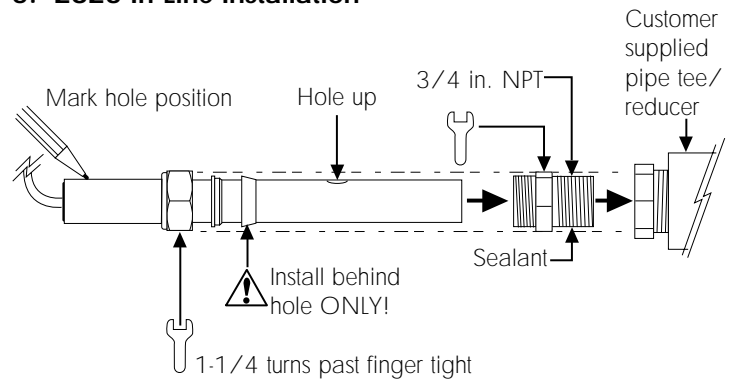
3. 2819/2820/2821 In-line Installation



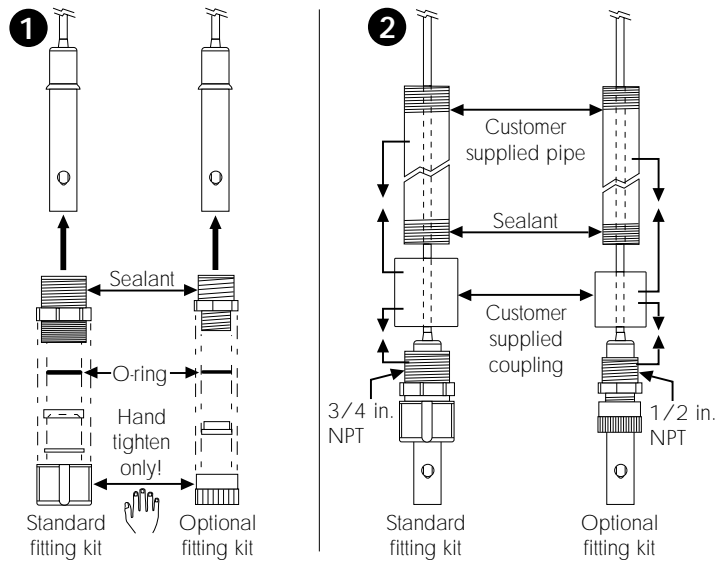
4. 2822 In-line Installation



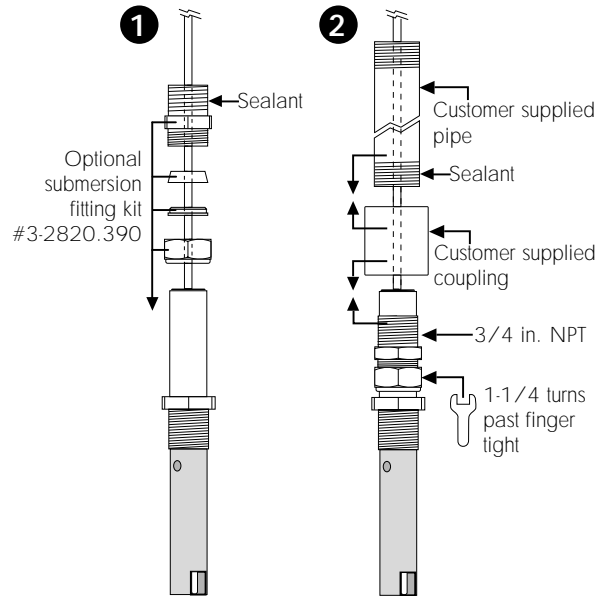
5. 2823 In-Line Installation



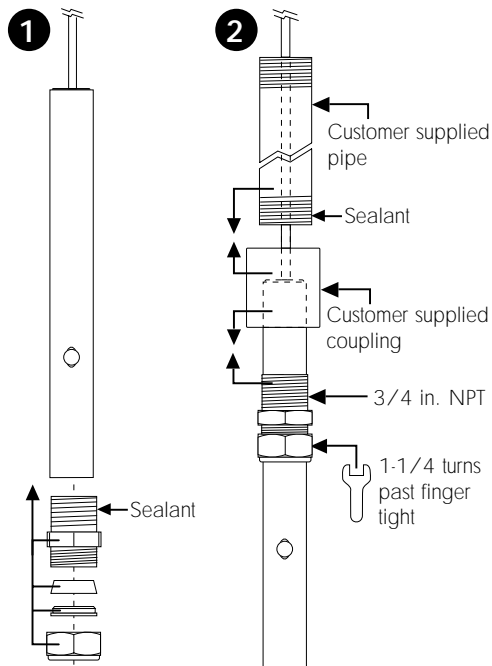
6. 2819/2820/2821 Submersible Installation



7. 2822 Submersible Installation



8. 2823 Submersible Installation



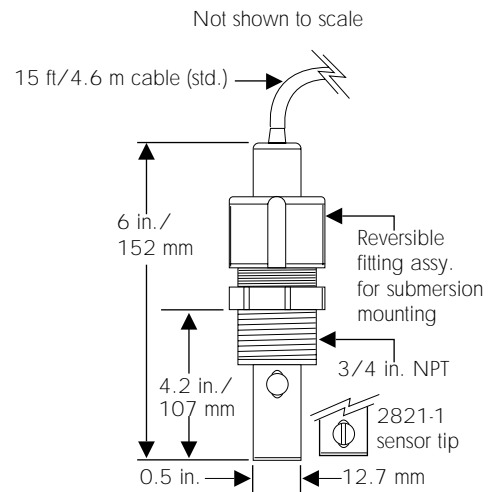
9. Specifications

2819-1/2820-1/2821-1

- 2819-1 cell: 0.01
2819-1 range: 0.055 to 100 μS (10 $\text{k}\Omega$ to 18 $\text{M}\Omega$)
- 2820-1 cell: 0.1
2820-1 range: 1 to 1000 μS
- 2821-1 cell: 1.0
2821-1 range: 10 to 10,000 μS

Temperature compensation: PT1000

Wetted materials:
 O-rings: EPR
 Insulator material: Teflon®
 Electrodes: 316 stainless steel
 Standard fitting: Polypropylene
 Max. pressure: 6.9 bar (100 psi)
 Max. temperature: 100 °C (212 °F)
 Optional fitting: 316 stainless steel (1/2 in. NPT)
 Max. pressure: 13.8 bar (200 psi)
 Max. temperature: 120 °C (248 °F)
 Quality Standard: CE (excluding Sanitary Sensor connections)

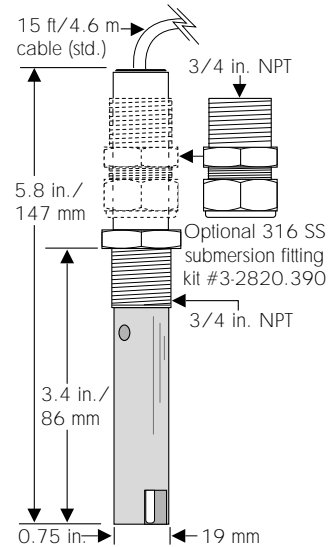


2822-1

- Cell: 10.0
 Range: 100 to 100,000 μS

Temperature compensation: PT1000

Wetted materials:
 O-rings: EPR
 Insulator material: CPVC
 Electrodes: 316 stainless steel
 Standard fitting: 316 stainless steel
 Max. pressure: 6.9 bar (100 psi)
 Max. temperature: 95 °C (203 °F)
 Quality Standard: CE

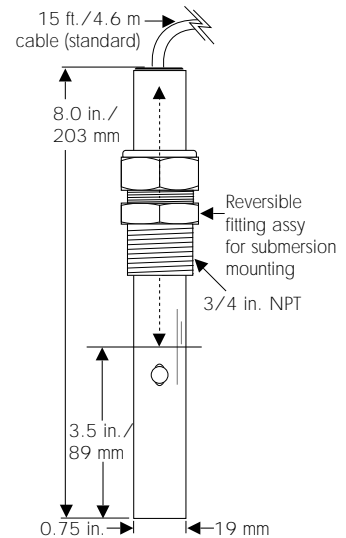


2823-1

- Cell: 20.0
 Range: 200 to 400,000 μS

Temperature compensation: PT1000

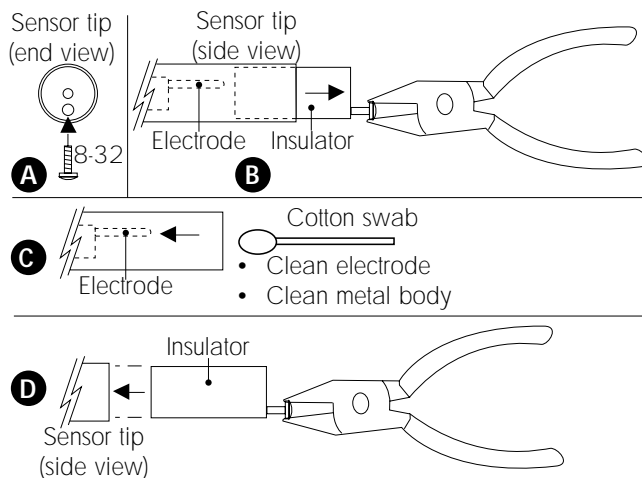
Wetted materials:
 O-rings: EPR
 Insulator material: Teflon®
 Electrodes: 316 stainless steel
 Fitting: 316 stainless steel
 Max. pressure: 6.9 bar (100 psi)
 Max. temperature: 150 °C (302 °F)
 Quality Standard: CE



10. Maintenance

Any coatings on electrodes will cause readings to drift or show poor response. Clean metallic surfaces with a mild detergent and a non-abrasive brush or cotton swab.

2823-1 Sensor Tip Removal Procedure:



11. Accessories

Part No.	Description
3-2820.392	Optional 1/2" 316 SS Fitting
3-2820.390	Optional 3/4" 316 SS Fitting

+GF+ SIGNET

Sales Offices:

USA	George Fischer, Inc., 2882 Dow Avenue, Tustin, CA 92780/USA, Tel. (714) 731-8800, Fax (714) 731-6201
Switzerland	Georg Fischer Rohrleitungssysteme AG, P.O. Box 671, CH-8201 Schaffhausen/Switzerland, Tel. 052/631 1111, Fax 052/631 2830
Singapore	George Fischer Pte. Ltd., 15 Kaki Bukit Road 2, KB Warehouse Complex, Singapore 1441, Tel. 65/747 0611, Fax 65/747 0577
Japan	Kubota George Fischer, 2-47 Shikitsuhigashi, 1-Chome, Naniwa-Ku, Osaka, 556-91 Japan, Tel. 816/648 2545, Fax 816/648 2565
China	Georg Fischer Ltd., Rm 1503, Business Residence Bldg. of Asia Plaza, 2-3 Bldg. No. 5th Qu Anzhenxili, Chaoyang Qu, Beijing 100029, P.R. China, Tel. 86/10 6443 0577, Fax 86/10 6443 0578
Australia	George Fischer Pty. Ltd., Suite 3, 41 Stamford Road, Oakleigh, Victoria 3166, Australia, Tel. 61/3 9568 0966, Fax 61/3 9568 0988

Signet Scientific Company, 3401 Aerojet Avenue, El Monte, CA 91731-2882 U.S.A., Tel. (626) 571-2770, Fax (626) 573-2057

GEORGE FISCHER +GF+ Piping Systems

3-2820.090-1/(E-2/99) English

© Signet Scientific Company 1994



PRINTED ON RECYCLED PAPER
Printed in U.S.A.