

HFC DISCONNECT SERIES CONNECTORS

HFC Disconnects enable sterile disconnection of single-use biopharma and cell and gene therapy manufacturing systems. With an easy push of the connector thumb latch, sterility is maintained on both sides of the system during the disconnection process. The HFC Disconnect sets include protective thumb latch covers to help reduce the chance of accidental disconnection, and are laser marked with item and lot number for complete batch traceability.



SPECIFICATIONS

OPERATING PRESSURE

Up to 75 psi, 5.17 bar

OPERATING TEMPERATURE

34° F to 104° F (1° C to 40°C)

STERILIZATION

- Gamma:** Up to 50 kGy irradiation
- Autoclave:** Up to 270°F (132°C), 60 minutes, one cycle

TERMINATIONS

1/4", 3/8" and 1/2" ID hose barb
(6.4mm, 9.5mm and 12.7mm)

MATERIALS

Main components:

Polysulfone (amber tint)

O-rings: Silicone (clear), platinum-cured

Flow Path Springs: Alloy C-276

WARNING: Pressure, temperature, chemicals, and operating environment can affect the performance of couplings. It is the customer's responsibility to test the suitability of CPC's products in their own application conditions.

Scan code to visit webpage



cpcworldwide.com/HFC-Disconnect

FEATURES

- Intuitive one-step disconnection process →
- Automatic shutoff valves →
- Protective thumb latch cover →
- Laser etched item number and lot number →
- Alloy C-276 internal flow path spring →

BENEFITS

- No requirement for additional equipment to make sterile disconnection
- Stop flow and eliminate need for pinch clamps
- Guard against accidental disconnects
- Full traceability to raw material source
- Enabling broader application compatibility

TYPICAL FLOW RATE

Cv Value Range: 0.3 - 2.5
for HFC Disconnect

Cv values represent the approximate expected flow rate in gallons per minute of water at room temperature for a 1 PSI pressure drop. The flow is generally constrained by the smallest diameter, which in some cases will be the termination diameter and not the Nominal Flow Path.

NOTE


Validation and Extractables data can be requested at cpcworldwide.com/HFC-Disconnect

DID YOU KNOW

The HFC Disconnect is great for post-use filter integrity testing (e.g. bubble point testing).


HFC DISCONNECT SERIES DIMENSIONS

COUPLING SETS - Polysulfone




TERMINATION	METRIC EQ.	PART NO.	A	B
1/4" HOSE BARB	6.4 mm ID	HFCD39SET4HC	1.54" (39.1 mm)	3.71" (94.3 mm)
3/8" HOSE BARB	9.5 mm ID	HFCD39SET6HC	1.54" (39.1 mm)	3.71" (94.3 mm)
1/2" HOSE BARB	12.5 mm ID	HFCD39SET8HC	1.54" (39.1 mm)	4.29" (109 mm)

COUPLING BODIES - Polysulfone




TERMINATION	METRIC EQ.	PART NO.	A	B
1/4" HOSE BARB	6.4 mm ID	HFCD17439MHC	1.44" (36.6 mm)	2.78" (70.6 mm)
3/8" HOSE BARB	9.5 mm ID	HFCD17639MHC	1.44" (36.6 mm)	2.78" (70.6 mm)
1/2" HOSE BARB	12.5 mm ID	HFCD17839MHC	1.44" (36.6 mm)	3.07" (78.0 mm)

COUPLING INSERTS - Polysulfone



TERMINATION	METRIC EQ.	PART NO.	A	B
1/4" HOSE BARB	6.4 mm ID	HFCD22439MHC	1.00" (25.4 mm)	2.00" (50.8 mm)
3/8" HOSE BARB	9.5 mm ID	HFCD22639MHC	1.00" (25.4 mm)	2.00" (50.8 mm)
1/2" HOSE BARB	12.5 mm ID	HFCD22839MHC	1.00" (25.4 mm)	2.29" (58.2 mm)

MATING PARTS



PART	PART NO.	A	B
SEALING CAP	HFC32039	1.44" (36.6 mm)	2.73" (69.3 mm)
SEALING PLUG	HFC30039M	1.00" (25.4 mm)	1.80" (45.7 mm)

All measurements are in inches (millimeters) unless otherwise noted. Tubing must meet stated inside and outside diameters. Couplings are pictured with valves unless otherwise noted.

PRODUCT DIMENSIONS

